



MKE
MILWAUKEE

SLATWALL

US Patent Protected




www.MKEslatwall.com

414-332-8183
info@MKEslatwall.com




Wall Panels


Solids



Woodgrains



Specialty



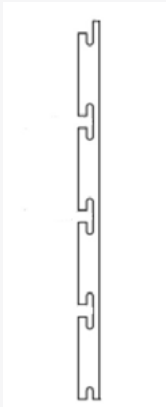
*Coming 2025

*Coming 2025



Laminated PVC Slatwall

This NEW patent protected technology is something the market has never seen before.



Features

- High Quality
- Compressed PVC
- Scratch Resistant
- Textured Finishes
- Strong Holding Capacity
- Weatherproof

Laminated PVC Slatwall Specifications

- 12" x 96" panels
- Case includes 4 panels
- 32 sq-ft per case

Industry Standard Slots

- 3-Inches on center
- Compatible with all accessories made industry standard

Laminate Specifications

- Thickness: 14c
- Scratch resistant layer
- Enhanced adhesive technology

Temperature Ratings

- Freeze Range: -25° F
- Heat Range: 140° F

Weight Capacity

- 160 lbs per sq-ft
- Competitive product 80 lbs per sq-ft
- See competitive weight chart

| Slatwall | 15" Extension | | Surface Test | |
|-----------------------------|---------------|---------|--------------|----------|
| | Held | Failed | Held | Failed |
| MKE Laminate PVC Slatwall | 160 lbs | 180 lbs | 550 lbs | no break |
| Installation Strip Slatwall | 100 lbs | 120 lbs | 460 lbs | 480 lbs |
| Competitive Slatwall | 80 lbs | 100 lbs | 400 lbs | 405 lbs |

Installation Guide

1

Wall Preparation

Ensure the installation area is clean, dry, and clear of debris to provide a suitable surface for the slatwall panels.

2

Planning for Trim

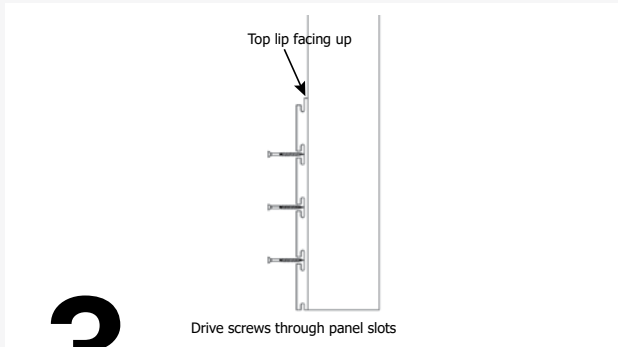
Consider your trim strategy beforehand if you're using trim to finish edges or conceal seams. Depending on your project, trim installation may occur before, during, or after mounting the slatwall panels. Plan accordingly.



3

Attaching the First Panels

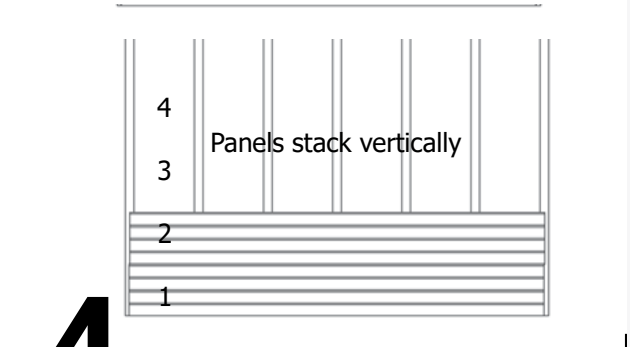
Start & position ALL base panels against the wall and, using a drill, secure it by driving screws through the panel's front slots directly into the stud centers until the screws are flush with the panel slots.



4

Attaching Subsequent Panels

Place the next panel atop the first, ensuring a flush and seamless edge. Secure it in place by driving screws through the slots into the studs. Continue attaching each panel until the entire area is covered.



Hooks



Small Cradle Hook



Milwaukee Slatwall accessories incorporate a revolutionary double backplate design alongside a lock-in and lock-out Hex System, ensuring superior security and versatility. This innovative combination guarantees all accessories stay firmly in place while allowing for easy repositioning when needed.



Large All-Purpose Hook



Small All-Purpose Hook



Large Cradle Hook



Small Cradle Hook



Utility Hook



Large Straight Hook



Medium Straight Hook




Small Straight Hook



S- Hook



Tool Hook



Garment Hook



J-Hook



Power Tool Hook




Vertical Tool Hook



Wide Hook



Power Strip Set




24" Magnetic Bar



Multi-Prong Hook





Paper Towel Holder



Ski Hook

Shelves



With Milwaukee Slatwall accessories and shelves, you're not just getting a storage solution, you're investing in a system that grows with you.

The Hex Lock system, an integral feature of our accessories and shelves. This isn't just a locking mechanism. The Hex Lock with its pioneering double backplate locking feature, introduce has s a lock-in, lock-out functionality that's nothing short of revolutionary.



Metal Shelf



Wire Shelf



Angle Shelf


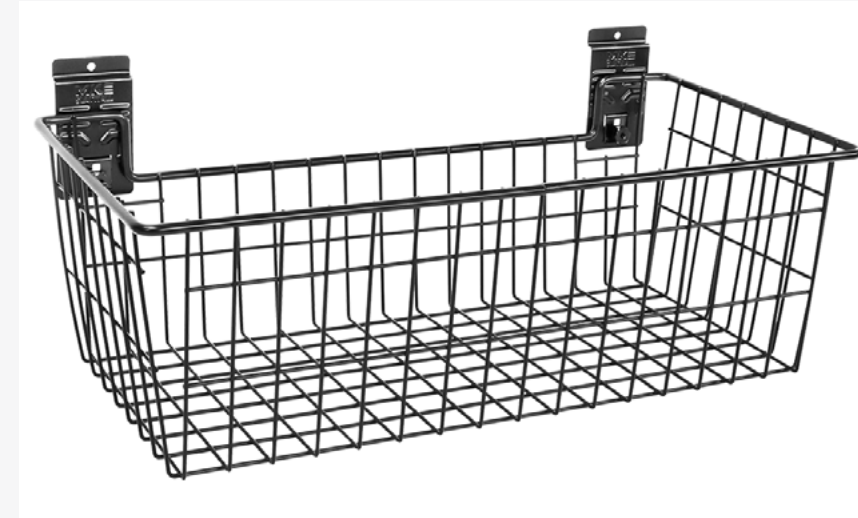


Laminate Shelf



12" Shelf

Baskets & Bins



Elevate your organization with Milwaukee's Slatwall Baskets. These baskets are crafted with precision and designed for durability helping you create an efficient and organized workspace.

All Milwaukee Slatwall Baskets have our exclusive Hex Lock system designed with a dual backplate feature that offers a lock-in, lock-out capability. Ensuring your items are not just stored, but secured.



Extra Large Basket



Large Basket



Medium Basket



Small Basket



Slot Bin

Brackets



15" All-Purpose Bracket



Milwaukee Slatwall Brackets help you safely store bulky equipment, and large items up high, maximizing your floor space while keeping less frequently used items conveniently out of the way yet easily accessible.

All Milwaukee Slatwall Brackets have our Hex Lock, the lock-in, lock-out mechanism which ensures that once your items are on the wall, they are held firmly in place, eliminating any worry of slippage or movement.



15" All-Purpose Bracket




15" Angled Bracket



12" Angled Hook Bracket



12" Power Tool Bracket



Steadyrack Bracket

Slot Inserts & Trim



Laminate Slot Inserts



Division Trim

Our Trim don't just hide seams or edges, it elevates the entire look and feel of your area, turning functional storage into a statement of style. We offer an extensive palette of trim colors in every wall finish.

Milwaukee Slatwall Laminate slot inserts are designed to blend seamlessly with the slatwall panels, creating a continuous, uninterrupted surface that enhances the visual flow of your space.



J Trim




Division Trim




Laminate Slot Inserts


Hook Bundles




Extra Large Hook Bundle




Extra Large Hook Bundle



Medium Hook Bundle




Large Hook Bundle




Small Hook Bundle


Basket Bundles




Extra Large Basket Bundle



Extra Large Basket Bundle



Medium Basket Bundle




Large Basket Bundle




Small Basket Bundle

Shelf Bundles



Extra Large Shelf Bundle



Extra Large Shelf Bundle



Medium Shelf Bundle



Large Shelf Bundle



Small Shelf Bundle




Garage Storage

Whether it's bikes, tools, gardening gear, or anything else, Milwaukee Slatwall has you covered for garage storage. Our wide range of solutions meets all your storage needs, making us industry leaders for innovation and versatility in garage organization.

Tool Storage

Milwaukee Slatwall streamlines tool storage effortlessly. Our array of accessories and shelves ensures your tools remain organized and readily accessible. With dedicated spaces, your tools are safely stored and proudly displayed, ready for action whenever inspiration calls.





Bike Storage


When it comes to bike storage, Milwaukee Slatwall offers the perfect solution for all your needs. Our range of accessories accommodates various bike types, including mountain bikes, road bikes, cruisers, and fat tires, ensuring every family member's cycling equipment finds a secure place. With specialized hooks, hangers, and brackets, we prioritize both security and accessibility, optimizing space efficiency in your garage.



Garden Storage



Whether tending to a lush lawn or nurturing a dreamy garden oasis, Milwaukee Slatwall provides versatile storage solutions ensuring your garden tools are always accessible. From shovels to shears, each gardening essential finds its rightful place, streamlining every task with ease. Count on Milwaukee Slatwall to elevate your gardening experience from chore to delight.



Interior Home Application Coming Soon!

Bring High Quality Finishes Inside

More than ever, Milwaukee Slatwall stands out as the perfect choice for interior applications within the home. With its array of textured laminate finish options available in finishes already beloved in cabinetry, customers will find its seamless integration into various indoor spaces, such as:

- **Mud Rooms**
- **Pantries**
- **Laundry-rooms**
- **Home Offices**
- **Finished Basement areas!**



MKE
MILWAUKEE

SLATWALL

US Patent Protected

414-332-8183

www.MKEslatwall.com

info@MKEslatwall.com